

GAR ANCESTORS WEBSITE UNVEILED

GRAND ARMY OF THE REPUBLIC

It's here, "Our GAR Gallery" website. The website contains the names of our Grand Army of the Republic (GAR) ancestors, their photographs, military service, GAR posts and their descendant names, all of which can be seen on the website.

Daughters of Union of the Civil War, 1861-1865 Sisters researched their own GAR ancestors, and then they submitted that information to us. Over 300 verifiable entries were received on or before February 1, 2016. This website represents a compilation of that information.


Our Gallery is a living entity, and it will continue to evolve and mature. Since this is the first iteration of Our Gallery, we await feedback for improving the website. Once this done, we will reopen the site for additional Grand Army of the Republic ancestors.


For the time being, we need everyone who is interested, to search the website for their ancestors or those of other Sisters. It's user friendly, but you will need to experiment, as not all websites perform the same way. If you have any questions or comments regarding the website or the content of your ancestor's entry, please use the tab, "CONTACT US". The "CONTACT US" webpage is self-explanatory.


First, you'll need to sign on to the website. The website address is


www.duvcwgar.org

which will take you to the Home page.

The Home page masthead includes four tabs: Home, Veterans Gallery, Contact Us and Magnifier  Search. As you navigate through the site, this masthead will appear on each webpage.




Home	Veterans Gallery	Contact Us	 Search
------	------------------	------------	----------------------------------------------------------------------------------------------

It's important to note, that there are several ways to search the website. We know you are anxious to see your GAR ancestor(s), so let's get started. We are going to begin with the Magnifier  Search tab.



MAGNIFIER SEARCH

From the Home page, click on the MAGNIFIER  SEARCH tab, on the far right. It will open a search box on the Home page, just below the four tabs. Click in the search box and enter your ancestor's full name, a last name, your name or virtually any variable.

Regardless, of what is entered, if found within the records of GAR ancestors, the system will automatically deliver a list of **ALL** matches, by ancestor name, below the search box, under "VETERAN ENTRIES". This is because the search engine looks for strings of variables (last names, first names, post names, cities, quartermaster, commander, light artillery, et al) that match the criteria entered.

For example, if you entered "Blackmer". The results would be two matches listed, "William Blackmer" and "William A. Hannahs". William Blackmer is listed, because his name is Blackmer. William A. Hannahs is listed because a Blackmer is shown as his descendant.

Occasionally, if after entering an ancestor name or a variable in the search box, the system may not return any results below the search box. If this occurs, just click on the magnifier, on the right of the search box. This will take you to the "NEW SEARCH" webpage. Scroll down and you will see **ALL** of your matches **and any overflow pages**.

If nothing is found, the message "Sorry, no posts matched your criteria" will appear. You can enter another search term or click on the magnifier, on the right, in the search box and it will take you to the "NEW SEARCH" webpage.

If only one ancestor's name is returned, move your cursor to the ancestor listed, click on the highlighted area, and the system will take you to that ancestor's webpage.

If there are multiple matches, you can click on any of the matches listed and the system will take you to that ancestor's webpage. However, the system will not allow you to return to the multiple match list using the backspace key.

or

If there are multiple matches, you can click on "View All Results Search" at bottom of your list and it will take you to the "NEW SEARCH" webpage. Scroll down and you will see **ALL** of your matches (in a larger font). Using the New Search webpage, the system will allow you to go to one ancestor and return to the multiple match list using the backspace key.

You can use the "NEW SEARCH" webpage to continue searching for additional ancestor(s).

VETERANS GALLERY

Let's now return to the HOME page

Scroll down on the Home page and you will see "OUR GAR VETERANS GALLERY". The photo filmstrip shown contains four photographs, left to right, alphabetically sorted by first name within last name.

Place your cursor over any of the photos shown. You will see a circle with a right arrow. Click on it and the system will take you to that GAR ancestor webpage and his information. Once, on the webpage, in most cases, you can enlarge the photo shown simply by clicking on the photo.

The Grand Army of the Republic membership badge was used for those GAR ancestors, where there is no photo of the ancestor or his headstone.

If there are multiple photos for that ancestor, once you click on any one of the photos, you will see an arrow on the left side and the right side on the webpage. These arrows will let you to view all the photos. Clicking on the left arrow will allow you to view the photos clockwise. If you click on the right arrow the view of the photos counter clockwise

To close the photo, click on the "x" in the rightmost corner of the photo. This will take you back to the webpage containing the ancestor's information.

After you return to the ancestor's webpage, below the photo, you will see the military service information, his GAR post information and the name(s) of the descendant(s) of this ancestor. Many of our Civil War veterans served in more than one of the Armed Forces, served for multiple States and/or were members of more than one GAR Post.

At the bottom of the ancestor's webpage, you will see on the left side and right side a small photo and the full name of the next ancestor in the alphabetical sequence. The only exception would be the first ancestor listed alphabetically.

Let's continue on. Click on Home and scroll down.

Under the photo filmstrip you will see "EXPLORE THE GALLERY". Click in the box, and the system will take you to the "VETERANS GALLERY" webpage. (You can also go to the "VETERAN GALLERY" webpage, by clicking on the tab, located in the masthead.)

Scroll down and you will see two columns:

“Sort By State of Service/Post” and “Sort By Veteran’s Last Name”

Sort By State of Service/Post allows you to search by State. There are 51 entries including the District of Columbia. Not every State has GAR ancestors identified, as yet. This will change as Our Gallery grows. When you Search by State, the search engine will retrieve all ancestors who either served in or was a member of the GAR Post in that State. Above the photo filmstrip you will see “VETERANS – and the State selected”.

Sort By Veteran’s Last Name allows you to search by the first letter of the ancestor’s last name. The system will display, on the webpage, a photo filmstrip of ALL GAR ancestors, alphabetically sorted, by first name within last name, based on the alphabetic letter you selected. Above the photo filmstrip you will see “VETERANS – and the alphabet letter you selected”.

Below “VETERANS”, on the left side, is the word “Gallery”. If you click on “Gallery”, the system will return you to the “VETERANS GALLERY” webpage.

To the right of “Gallery”, is the alphabet A through Z. If you click on any letter, it will take you to the photo filmstrip for ALL of the GAR ancestors, alphabetically sorted, by first name within last name, based on the letter you selected.

Again, if you have any questions or comments regarding Our Gallery or the content of your ancestor’s entry, please use the tab, “CONTACT US”.